



33.1521 AL PANEL
185U-sec

33.1521 AL PANEL
185U-side



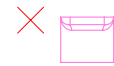
33.2442 AL CARRIER
185U-side



33.2442 AL CARRIER
185U-sec



33.2442 AL CARRIER
185U-top



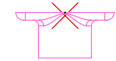
33.4189 FIXING CLIP
185U-front



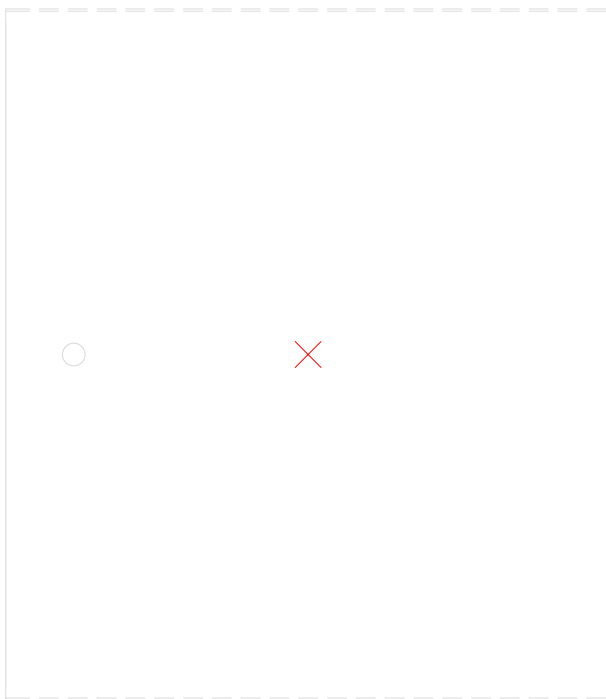
33.4945 AL PANEL
SPLICE 185U-side



33.4189 FIXING CLIP
185U-sec



33.4189 FIXING CLIP
185U-side

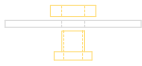


33.4945 AL PANEL
SPLICE 185U-top



33.4945 AL PANEL
SPLICE 185U-front

DRWG. No. C-e-LI-185U-2D-01	SCALE: 1:2	REV. 0.0	DATE: 05-01-04	SIZE: A4
--------------------------------	---------------	-------------	-------------------	-------------




30.4113
WASHER SET-side



WASHER SET 30.4113
&
PLATE SCREW 30.4046-front



WASHER SET 30.4113
&
PLATE SCREW 30.4046-side



33.2426 EDGE PROFILE
0.8 AL-W 45x21x21x18.5-sec



33.2430 EDGE PROFILE
0.8 AL-L 45x18.5-sec



33.4173 CARRIER SPLICE-front



33.4173 CARRIER SPLICE-side